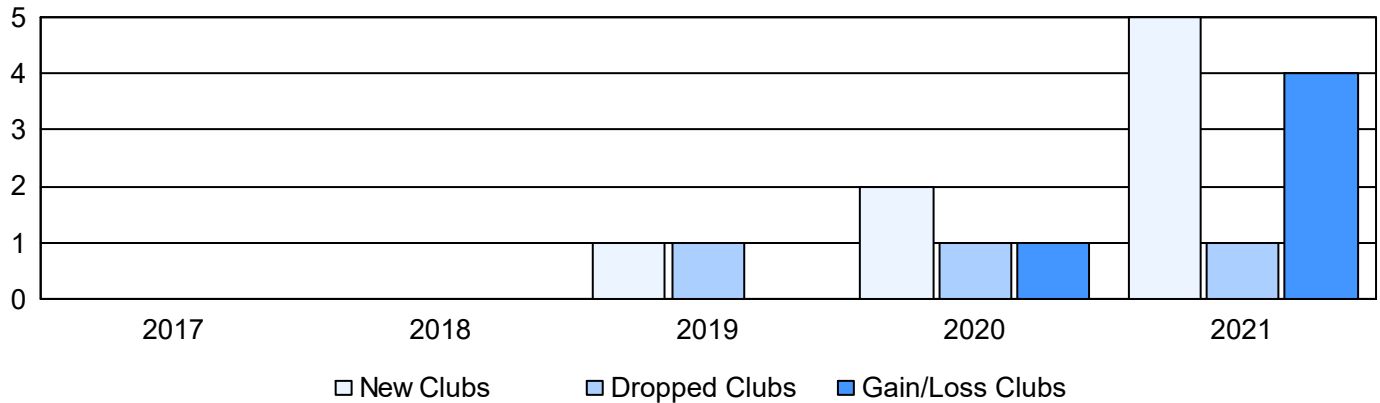
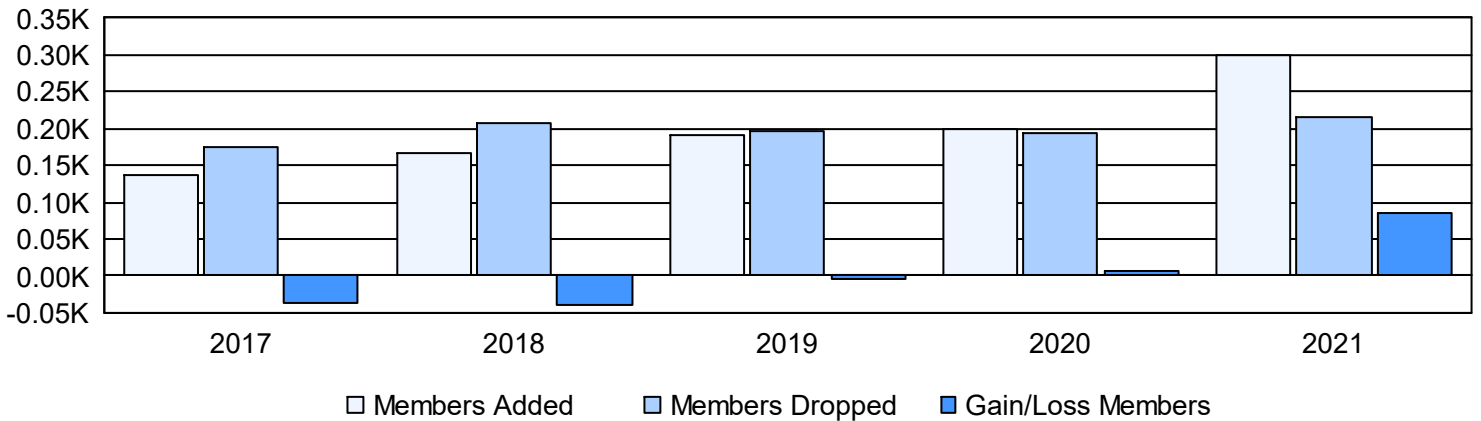


Year	New Clubs	Dropped Clubs	Gain/Loss Clubs	New Members	Charter Members	Reinstate Members	Transfer Members	Total Member Added	Total Members Dropped	Gain/Loss Members
2016-2017	0	0	0	102	1	4	31	138	176	-38
2017-2018	0	0	0	135	0	13	20	168	207	-39
2018-2019	1	1	0	141	21	5	24	191	196	-5
2019-2020	2	1	1	124	46	16	14	200	193	7
2020-2021	5	1	4	179	116	2	4	301	216	85
Average	2	1	1	136	37	8	19	200	198	2

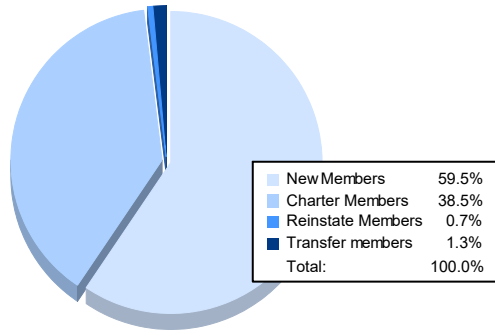
Clubs



Members



Membership Composition June 2021 Cumulative



Gender Composition June 2021 Cumulative

